


Part Number: 3390 Series
High Voltage Reed Relays
Product Data Sheet

PICTURE

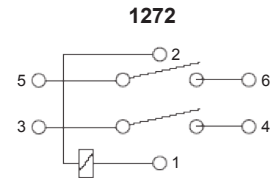
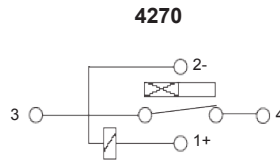
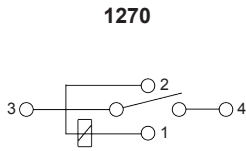


FEATURES

- Industry Standard Packages
- Up to 10,000 VDC Switching Voltage
- Up to 14,000 VDC Dielectric Strength
- Up to 50 Watts / 5 Amp Carry Current
- Contact Forms: 1 Form A, 2 Form A or 1 Form B
- Custom Designs Welcome

✓ **RoHS Compliant**

SCHEMATIC



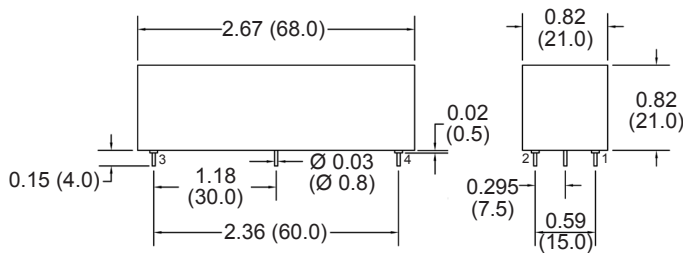
ORDERING INFORMATION

Series	Form	Coil
3390 = 5000 V	1270 = Normally Open / 1A	05
3391 = 7500 V	4270 = Normally Closed / 1B	12
3392 = 10000 V	1272 = Normally Open / 2A	24

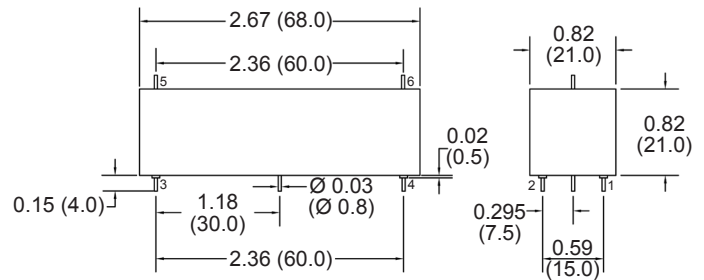
Part Number Example: 339x.xxxx.xx6 3390.4270.126 = 5000 Switching Volt, 1 form B, 12 Volt Coil

PACKAGE DIMENSIONS

1270 / 4270



1272



Drawings not to scale.
 All dimensions in inches (mm) nominal.

As part of the company policy of continued product improvement, specifications may change without notice. Our sales office will be pleased to help you with the latest information on this product range and the details of our full design and manufacturing service. All products are supplied to our standard conditions of sale unless otherwise agreed in writing.

Phone: (1) 973 777 6900 www.comus-intl.com Fax: (1) 973 777 8405

Belgium: + 32 (0)12 390400 - Comus Europe Ltd (Assemtech) UK: +44 (0) 1255 862236 - Germany: +49 (0)911 923 15 943 - Netherlands: +31(0)45 54 39 345 - India: +(91) (44) 43219090
 ©2014 Copyright Comus International, 454 Allwood Road, Clifton NJ 07012, USA

Part Number: 3390 Series
High Voltage Reed Relays
Product Data Sheet

SPECIFICATIONS

Contact Form	1 Normally Open / 1A			1 Normally Closed / 1B			2 Normally Open / 2A		
Series	3390	3391	3392	3390	3391	3392	3390	3391	3392
Model	1270	1270	1270	4270	4270	4270	1272	1272	1272

CONTACT PARAMETERS

Parameter	Max/Min	Unit	3390	3391	3392	3390	3391	3392	3390	3391	3392
Switching Voltage	Max	DC/peakAC	5000	7500	10000	5000	7500	10000	5000	7500	10000
Dielectric Strength	Min	VDC	7000	10000	14000	7000	10000	14000	7000	10000	14000
Switching Capacity	Max	W	50	50	50	50	50	50	50	50	50
Switching Current	Max	A	3	3	3	3	3	3	3	3	3
Carrying Current	Max	A	5	5	5	5	5	5	5	5	5
Contact Resistance	Max	mΩ	250	250	250	250	250	250	250	250	250

COIL PARAMETERS

Parameter	Max/Min	Unit	3390	3391	3392	3390	3391	3392	3390	3391	3392
Nominal Coil Voltage		VDC	5	12	24	5	12	24	5	12	24
Pull-In Voltage	Max	VDC	4	10	20	4	10	20	4	10	20
Drop-Out Voltage	Min	VDC	1	2	4	1	1	2	1	1.2	2.4
Operating Voltage	Max	VDC	8	18	36	8	14.5	27	8	16	29
Coil Resistance	±15%	Ω	35	200	720	35	400	675	35	85	275

RELAY PARAMETERS

Parameter	Unit	3390	3391	3392
Dielectric Strength coil/contact	Min VDC	20000	20000	10000
Dielectric Strength switch1/switch2	Min VDC	-	-	10000
Insulation Resistance	Min Ω	1 x 10 ⁹	1 x 10 ⁹	1 x 10 ⁹
Operating Temperature	°C	-20 to +85	-20 to +85	-20 to +85
Storage Temperature	°C	-35 to +100	-35 to +100	-35 to +100
Operate Time incl. Bounce Time	Typ ms	3.5	3.5	3.5
Release Time	Typ ms	3.0	3.0	3.0
Weight, approx.	g	55	60	65

As part of the company policy of continued product improvement, specifications may change without notice. Our sales office will be pleased to help you with the latest information on this product range and the details of our full design and manufacturing service. All products are supplied to our standard conditions of sale unless otherwise agreed in writing.

Phone: (1) 973 777 6900

www.comus-intl.com

Fax: (1) 973 777 8405

Belgium: + 32 (0)12 390400 - Comus Europe Ltd (Assemtech) UK: +44 (0) 1255 862236 - Germany: +49 (0)911 923 15 943 - Netherlands: +31(0)45 54 39 345 - India: +(91) (44) 43219090

©2014 Copyright Comus International, 454 Allwood Road, Clifton NJ 07012, USA